



# UTILITY VESSEL

## DTA-8



### General Information

|                 |  |
|-----------------|--|
| Owner           | Safeen Marine 16 LTD.                  |
| Designer        | Strategic Marine (Singapore) Pte. Ltd. |
| GRT / NRT       | 238/71                                 |
| Year Built      | 2005                                   |
| Builder         | Strategic Marine (Singapore) Pte. Ltd. |
| Official Number | 7865                                   |
| Call Sign       | V7RX8                                  |
| IMO No.         | 9353010                                |

### Performance

|                    |             |
|--------------------|-------------|
| Max Cruising Speed | 21 Knots    |
| Cruising speed     | 18 Knots    |
| Fuel Consumption   | 0.420MT/Hr. |
| Cruising Gen-Set   | 0.136MT/Day |

### Classification

|                  |                                  |
|------------------|----------------------------------|
| Plying Limit     | Near Coastal                     |
| Class            | DNV GL                           |
| Notation         | DNV+1A CREW                      |
| Port of Registry | Majuro                           |
| Flag             | Republic of the Marshall Islands |
| Horse Power      | 4500 BHP                         |

### Navigation & Communication Equipment

|                     |                 |
|---------------------|-----------------|
| Satellite Compass   | Fitted          |
| GPS                 | Fitted          |
| Radar               | Fitted (2 Nos.) |
| Echo sounder        | Fitted          |
| Marine VHF          | Fitted          |
| Marine SSB          | Fitted          |
| Auto pilot          | Fitted          |
| Directional Finder  | Fitted          |
| Speed Log           | Fitted          |
| Chart Plotter       | Fitted          |
| VSAT                | Fitted          |
| BNWAS               | Fitted          |
| P.A. System         | Fitted          |
| Talk Back System    | Fitted          |
| Navtex with printer | Fitted          |
| Anemometer          | Fitted          |
| AIS                 | Fitted          |
| Gyrocompass         | Fitted          |
| Gyro repeater       | Fitted          |
| Magnetic Compass    | Fitted          |
| VHF DSC             | Fitted          |
| MF / HF             | Fitted          |
| General Alarm       | Fitted          |



# UTILITY VESSEL

## DTA-8



### Main Characteristics

|                     |        |
|---------------------|--------|
| L.O.A.              | 40.25M |
| Beam Molded         | 7.70M  |
| Max Loaded Draft    | 1.584M |
| Loaded Displacement | 220MT  |
| Lightship           | 95MT   |

### Capacity

|                  |                      |
|------------------|----------------------|
| Fuel Oil         | 51MT                 |
| Fresh Water      | 25MT                 |
| Clear Deck Space | 110M <sup>2</sup>    |
| Deck Cargo       | 44MT                 |
| Deck Strength    | 2.0MT/M <sup>2</sup> |

### Auxiliaries

2 x Cummins - 68KW, 50 Hz

### Pumps

|                           |  |
|---------------------------|--|
| Main Bilge & Fire Pump    | LIVERANI S70-50-220/A09<br>30M <sup>3</sup> /Hr. at 54M head |
| Back Up Bilge & Fire Pump | LIVERANI S70-50-220/A09<br>30M <sup>3</sup> /Hr. at 54M head |
| Emergency Fire Pump       | YANMAR BX20CR<br>60M <sup>3</sup> /Hr.                       |

### Accommodation

|                 |      |
|-----------------|------|
| Cabins / Berths | 5/10 |
| Officers        | 4    |
| Crew            | 6    |
| Passenger Seats | 80   |

### Fire Fighting Equipment

|                      |  |
|----------------------|--|
| Fire Hydrant Station | As per Classification's requirement              |
| Fire Extinguisher    | Portable type at appropriate locations           |
| Fixed system         | CO2 smothering system for engine room protection |
| Fire Monitor         | On deck  |
| LEL + H2S Sensor     | Fitted   |

### Life Saving Appliances

As per SOLAS 74/78, Port of Registry and Classification's requirement

### Other Equipment

|             |   |
|-------------|---|
| Life Raft   | 4 x CMS 50 men inflatable life raft c/w automatic hydrostatic release |
| Rescue Boat | 1 x 6 men semi-rigid rescue boat c/w 25hp outboard engine             |



# UTILITY VESSEL

## DTA-8



### Propulsion & Machinery

|              |  |
|--------------|--|
| Main Engines | 2 x KTA 38M <sup>2</sup><br>1 x KTA 50M <sup>2</sup> |
| Propulsion   | 3 x Fixed Pitch Propellers                           |
| Bow Thruster | 1 MT Thrust  |

### Design Characteristics

Designed and built for the purpose of standby and transportation of personnel / materials.

*Specifications are subject to change without guarantee*

# FIRE CONTROL & SAFETY PLAN - DTA 8

LIST OF FIRE FIGHTING APPLIANCES

| SYM       | DESCRIPTION                      | QTY | DESCRIPTION                                 |
|-----------|----------------------------------|-----|---|
| Fire Plan | INTERNATIONAL FIRE PLAN          | 3   | MAIN DECK FR.14/15 LOWER DECK FR.13         |
| Hand      | MANUAL CALL POINT                | 7   | NEAR EXIT IN LOWER & MAIN DECK              |
| G         | EMERGENCY GENERATOR              | 1   | FR.21/22 (S) INSIDE AUX MACH. (GENSET) ROOM |
| W         | 20m LENGTH OF LAY FLAT FIRE HOSE | 3   | AT FR 6 ,19 & 30 (P)                        |

LIST OF FIRE FIGHTING APPLIANCES

| SYM | DESCRIPTION   | QTY | DESCRIPTION                                   |
|-----|---|-----|---|
| B   | MAIN FIRE PUMP (CAPACITY:-30m <sup>3</sup> /hr.)      | 1   | NEAR FR.29 ON PORT ENGINE IN ENGINE ROOM      |
| B   | EMERGENCY FIRE PUMP (CAPACITY:-22m <sup>3</sup> /hr.) | 1   | ON MAIN DECK STORE                            |
| B   | MAIN BILGE PUMP (CAPACITY:-46m <sup>3</sup> /hr.)     | 1   | NEAR FR.29 ON PORT ENGINE IN ENGINE ROOM      |
| B   | FIRE ALARM BELL                                       | 3   | ON TRANSOM FR.15 LOWER & MAIN DECK            |
| B   | EM'CY OFF E/RM GENSETS BLOWER & GALLEY VENT FANS      | 2   | NEAR FR.15, LOWER DECK                        |
| B   | VENTILATION DAMPER, SML                               | 1   | GALLEY  |
| B   | VENTILATION DAMPER, LGE                               | 12  | FR.26~29, P & S ON MAIN DECK                  |
| B   | VENTILATION CONTROL PANEL                             | 1   | NEAR FR 12, (P) BRIDGE                        |
| B   | SMOKE DETECTOR  | 8   | UNDER LOWER & MAIN DECK CEILING               |
| B   | HEAT SANSOR   | 5   | UNDER LOWER & MAIN DECK CEILING               |
| B   | FIRE MAIN WITH VALVES                                 | 3   | AT FR.6,19 & 30 (P)                           |
| B   | INTERNATIONAL SHORE CONNECTION                        | 1   | NEAR FR.25(P) BULWARK ON MAIN DK.             |
| B   | HINGED DOOR SELF CLOSING                              | 1   | NEAR FR.14(P) ON MAIN DECK                    |
| B   | FIRE STATION  | 3   | SUPERSTR. AFT BHD (P) ON MAIN DECK            |
| B   | FIRE ALARM PANEL                                      | 1   | AT BRIDGE CONSOLE                             |
| B   | 5.0KG CARBON DIOXIDE FIRE EXTINGUISHER                | 4   | AT MACH. ROOMS, GALLEY & BRIDGE               |
| B   | 4.5KG DRY CHEMICAL POWDER EXTINGUISHER                | 8   | AT MACH RMS,ACCOM.&SEAT AREA PASSAGE          |
| B   | FIXED FIRE EXTINGUISHING SYSTEM, CO2 3 BOTTLES        | 1   | CO2 ROOM ON MAIN DECK FR.19 (S)               |
| B   | SPACE PROTECTED BY CO2                                | 7   | ABV. ENGINES IN E/RM & AUX.MACH RM.           |
| B   | CO2 RED FLASHING LIGHT & HORN                         | 4   | IN E/RM & AUX.MACH RM.FR.20 & 30              |
| B   | CO2 FIXED FIRE EXTINGUISHING RELEASE POINT            | 2   | AT BRIDGE CONSOL                              |
| B   | SAPCE PROTECTED BY FIRE ALARM                         | 2   | N.A. INDICATION ONLY                          |
| B   | EMERGENCY SHUT-OFF VALVE                              | 3   | MAIN DK.HATCH FR.5,39 & LAUNDRY RM(P)         |
| B   | FIRE AXE  | 1   | MAIN DECK STORE (P)                           |
| B   | COMPARTMENT NUMBER                                    | 8   | N.A INDICATION ONLY                           |
| B   | REMOTE CONTROL FOR MAIN FIRE PUMPS                    | 1   | AT BRIDGE CONSOL                              |
| B   | PUSH BOTTON SWITCH FOR GENERAL ALARM                  | 1   | ON CONSOL NEXT TO MASTER                      |
| B   | FIRE BLANKET  | 1   | IN GALLEY                                     |
| B   | FIREMAN'S OUTFIT                                      | 1   | MAIN DECK STORE (P)                           |
| B   | 45 LITRES FOAM FIRE EXTINGUISHER                      | 1   | ENGINE ROOM AFT (PORT)                        |
| B   | WATER FIRE MONITOR                                    | 1   | IN BRIDGE DECK                                |
| B   | 6 KG DRY CHEMICAL POWDER                              | 4   | 3 NOS IN DECK STORE AND 01 NOS IN ENGINE ROOM |
| B   | BREATHING APPARATUS                                   | 7   | 04 SPARE CYLINDER (IN PASSENGER AREA FORWARD) |

LIST OF LIFE SAVING APPLIANCES

| SYM | DESCRIPTION                              | QTY | DESCRIPTION                               |
|-----|--|-----|---|
| +   | FIRST AID KIT                            | 3   | LOWER DECK SITTING AREA                   |
| +   | STRETCHER                                | 2   | LOWER DECK SITTING AREA                   |
| +   | LIFE RAFT AND NUMBER OF PERSONS (50 MEN) | 4   | BRIDGE WINGS                              |
| +   | EMBARKATION LADDER                       | 2   | PORT & STBD WALL FR.18                    |
| +   | LIFEBOUY WITH LIGHT & SMOKE SIGNAL       | 2   | BRIDGE DECK, FR.17, P & S                 |
| +   | LIFEBOUY WITH 30m BOUYANT LINE           | 5   | MAIN DECK,FR 8(P)                         |
| +   | LIFEBOUY WITH LIGHT                      | 1   | MAIN DECK,FR 20(S)                        |
| +   | ADULT LIFEJACKET                         | 100 | BELOW EA,SEAT ,FR.14,BRIDGE, & LOWER DECK |
| +   | HAND HELD VHF RADIO,2 OFF                | 2   | BRIDGE DECK LOCKER                        |
| +   | S.A.R.T                                  | 1   | NEAR AFT WALL IN BRIDGE                   |
| +   | E.P.I.R.B ALAT BERUP RADIO               | 1   | EXTERIOR WALL(S), AFT BRI. CONTROL HOUSE  |
| +   | HAND HELD SIGNAL LAMP                    | 1   | BRIDGE DECK LOCKER                        |
| +   | PYROTECNICS                              | 24  | BRIDGE DECK LOCKER                        |
| +   | RESCUE BOAT                              | 1   | IN BRIDGE DECK                            |
| +   | CHEMICAL SUIT                            | 4   | IN PASSENGER AREA FWD                     |

**NOTE:**

01.THIS DRAWING HAS BEEN PREPARED BASED ON THE EXISTING DRAWING'S368\_H110\_900\_R6Y\_FIRE,SAFETY & SAFETY PLAN'  
02.FIRE MONITOR,LIFE BOUY,RESCUE BOAT AND LIFE JACKETS HAVE BEEN UPDATED IN THIS DRAWING

**REFERENCE DWG.**

01.S368\_H110\_900\_R6Y\_FIRE CONTROL SAFETY PLAN

**PRINCIPAL PARTICULARS**

LENGTH (O.A.) : 40.25 m  
BREADTH (MLD.) : 7.70 m  
DRAUGHT : 1.548 m

**DTA 8**

|       |     |          |                                |            |          |
|-------|-----|----------|--------------------------------|------------|----------|
| 34654 | B   | 07.05.18 | REVISED AS PER CLIENT COMMENTS | NAV        | DD       |
| 34514 | A   | 30.04.18 | INITIAL ISSUE                  | -          | DD       |
| UID   | REV | DATE     | DESCRIPTION                    | REVISED BY | APPROVED |

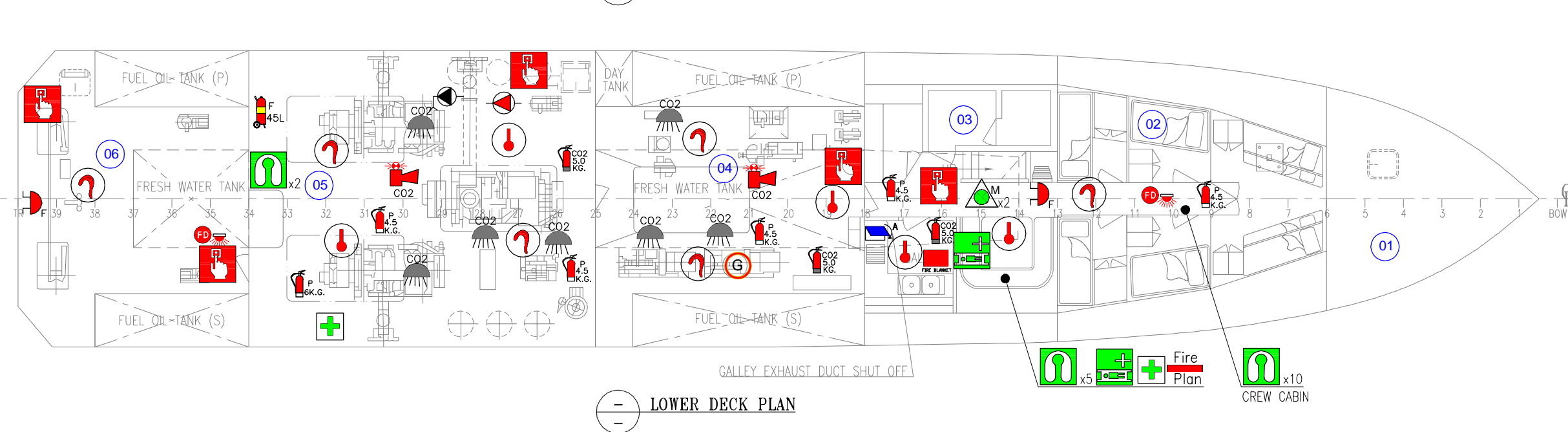
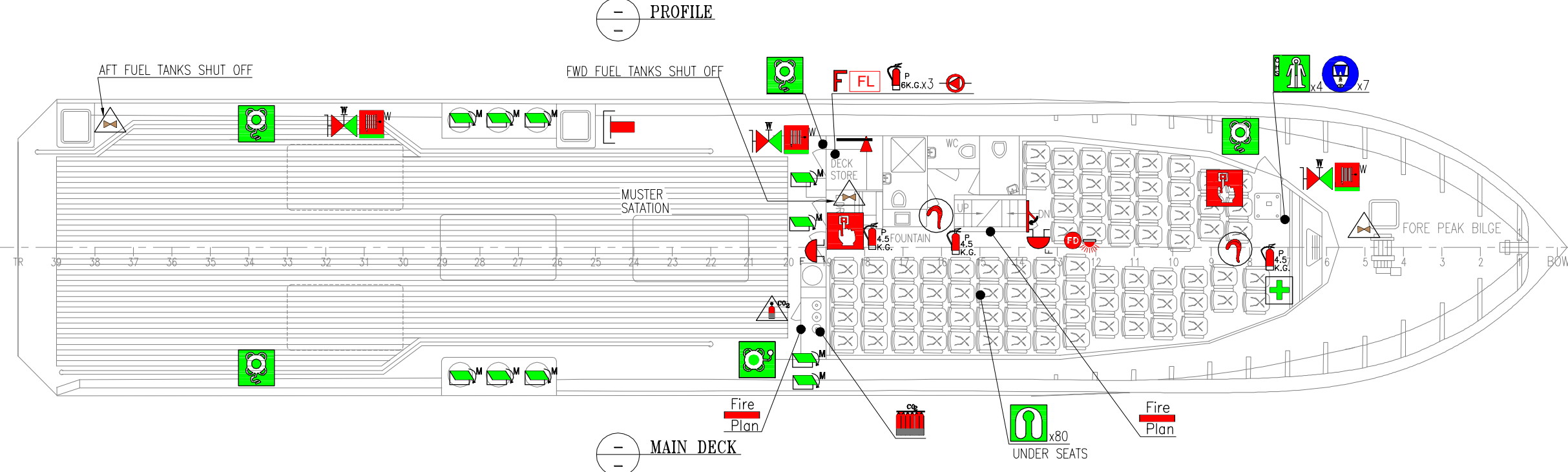
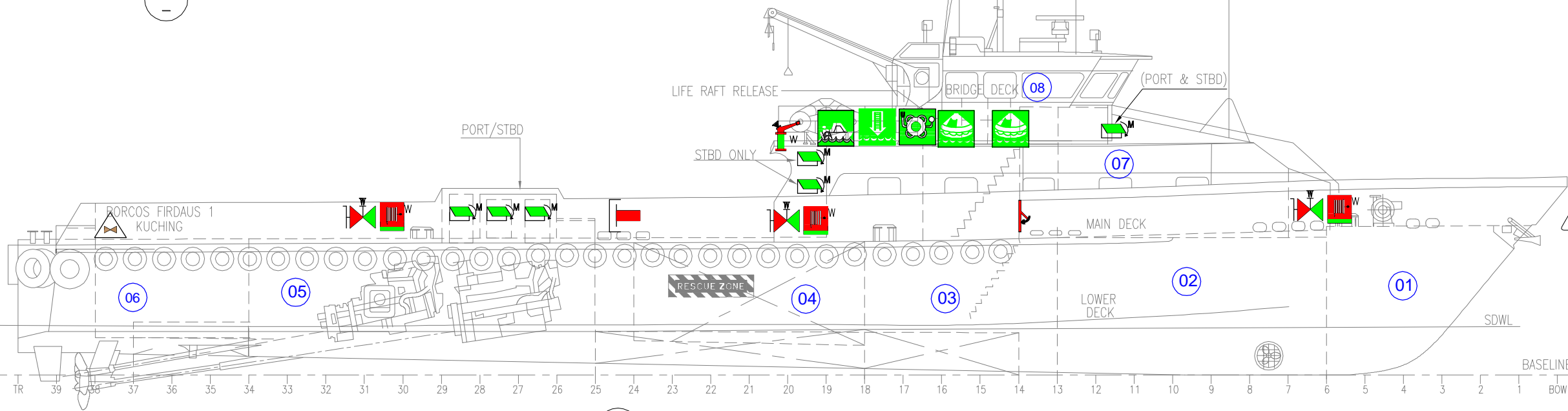
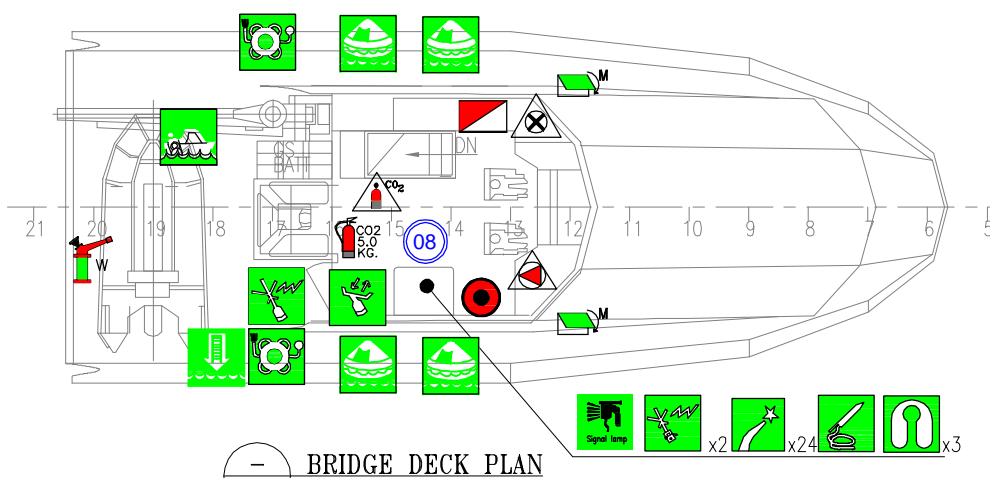
**REVISIONS**

**ARIES MARINE & ENGG. SERVICES**  
PO. BOX - 24496, TOWER 400  
20<sup>th</sup> FLOOR, MINA ROAD, SHARJAH, U.A.E  
Tel: +971(0)6 550 3300, Fax: +971(0)6 550 3100  
Website: www.ariesmar.com, Email: design@ariesgroup.oe

This drawing, design concept, and specifications are the property of ARIES MARINE & ENGG. SERVICES and are furnished on a confidential basis with an expressed understanding that they will not be copied in any manner, used for manufacture, sold, transferred, nor used to the detriment of said firm without written permission. The recipient further agrees not to disclose these contents hereof to any other parties except for those specific purposes for which this drawing was issued.

**TITLE:**  
**FIRE CONTROL & SAFETY PLAN (AS BUILT)**

|                     |                  |                        |
|---------------------|------------------|------------------------|
| VESSEL NAME : DTA 8 | DATE : 07.05.18  | DWG. No : DN10842/2001 |
| DRAWN BY : JCJ      | JOB No : DN10842 | SHEET : 01 OF 01       |
| CHECKED BY : SSS    | SCALE : 1:125    | REV : B SIZE A2        |



FILENAME: DN10842\_2001\_FIRE CONTROL & SAFETY PLAN\_REV.B.DWG