



UTILITY VESSEL

DTA-9



General Information

Owner	Safeen Marine 16 LTD.
Designer	Strategic Marine (Singapore) Pte. Ltd.
GRT / NRT	238/71
Year Built	2005
Builder	Strategic Marine (Singapore) Pte. Ltd.
Official Number	7866
Call Sign	V7SF9
IMO No.	9364289

Performance

Max Cruising Speed	21 Knots
Cruising speed	18 Knots
Fuel Consumption	0.420MT/Hr.
Cruising Gen-Set	0.136MT/Day

Classification

Plying Limit	Near Coastal
Class	DNV
Notation	DNV+1A CREW
Port of Registry	Majuro
Flag	Republic of the Marshall Islands
Horse Power	4500 BHP

Navigation & Communication Equipment

Satellite Compass	Fitted
GPS	Fitted
Radar	Fitted (2 Nos.)
Echo sounder	Fitted
Marine VHF	Fitted
Marine SSB	Fitted
Auto pilot	Fitted
Directional Finder	Fitted
Speed Log	Fitted
Chart Plotter + Radar	Fitted
Area of Operations	A1 & A2
AIS	Fitted
Anemometer w/ Repeater	Fitted
Gyro Compass	Fitted
Gyro Compass w/ Gyro repeater	Fitted
AMS	Fitted
P.A. System	Fitted
Talk Back System	Fitted
Rudder Angle Indicator	Fitted
BNWAS	Fitted
Navtex with printer	Fitted



UTILITY VESSEL

DTA-9



Main Characteristics

L.O.A.	40.37M
Beam Molded	7.50M
Max Loaded Draft	1.524M
Loaded Displacement	220MT
Lightship	95MT

Capacity

Fuel Oil	51MT
Fresh Water	25MT
Clear Deck Space	110M ²
Deck Cargo	44MT
Deck Strength	2.0MT/M ²

Auxiliaries

2 x Cummins - 80KW, 50Hz

Pumps

Main Bilge & Fire Pump	GMP GUSSAGO B11/2ZRM-A-W 114M ³ /Hr. at 55M head
Back Up Bilge & Fire Pump	GMP GUSSAGO B11/2ZRM-A-W 114M ³ /Hr. at 55M head
Emergency Fire Pump	YANMAR BX20CR 60M ³ /Hr.

Accommodation

Cabins / Berths	6/10
Officers	3
Crew	7
Passenger Seats	90

Fire Fighting Equipment

Fire Hydrant Station	As per Classification's requirement
Fire Extinguisher	Portable type at appropriate locations
Fixed system	CO2 smothering system for engine room protection
Fire Monitor	On deck
LEL + H2S Sensor	Fitted

Life Saving Appliances

As per SOLAS 74/78, Port of Registry and Classification's requirement

Other Equipment

Life Raft	4 x CMS 65 + 2 x CMS 25 men inflatable life raft c/w automatic hydrostatic release
Rescue Boat	1 x 6 men semi-rigid rescue boat c/w 25 hp outboard engine



UTILITY VESSEL

DTA-9



Propulsion & Machinery

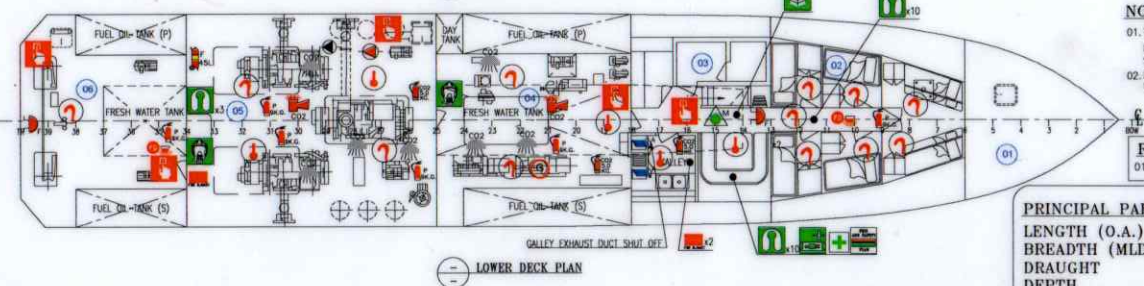
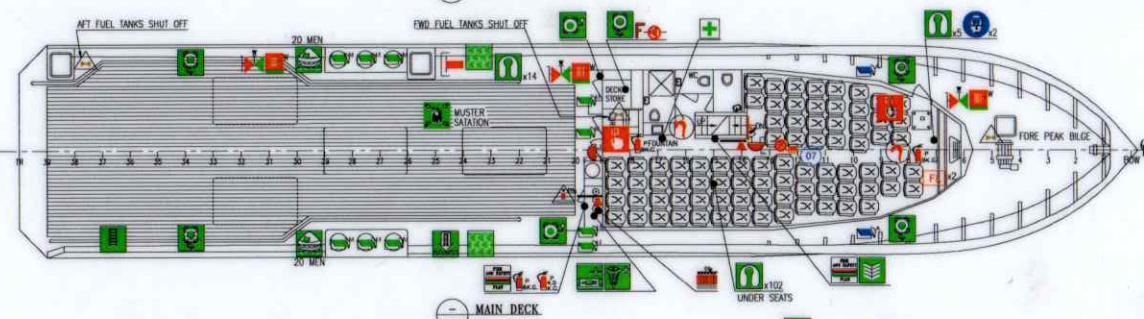
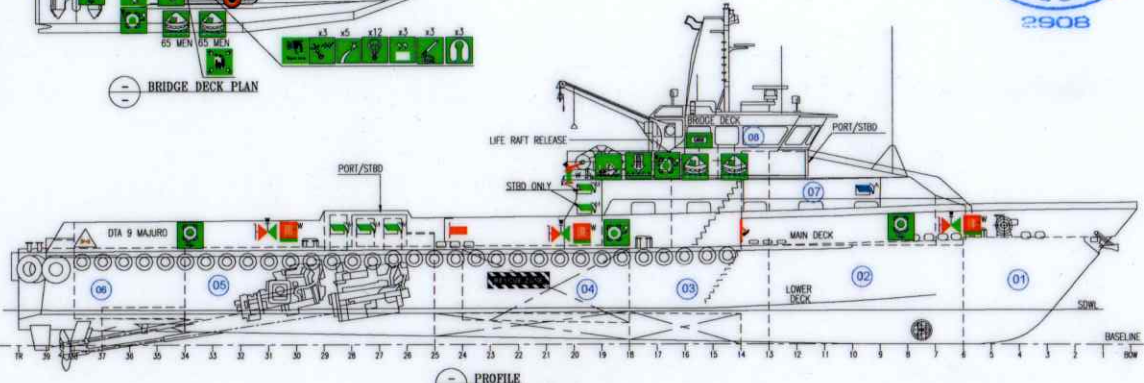
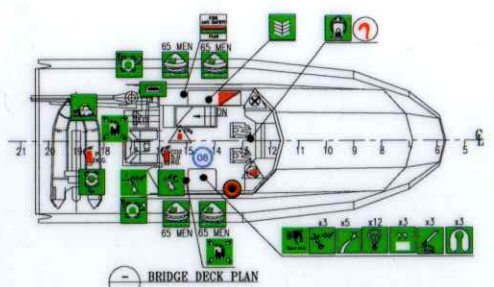
Main Engines	2 x KTA 38M ² 1 x KTA 50M ²
Propulsion	3 x Fixed Pitch Propellers
Bow Thruster	1 MT Thrust

Design Characteristics

Designed and built for the purpose of standby and transportation of personnel / materials.

Specifications are subject to change without guarantee

FIRE CONTROL & SAFETY PLAN - DTA 9



LIST OF LIFE SAVING APPLIANCES

SYM	DESCRIPTION	DECK PLAN			TOTAL
		LOWER DECK	MAIN DECK	BRIDGE DECK	
+	FIRST AID KIT	1	1		2
+	STRETCHER	1	1		2
+	LIFE RAFT AND NUMBER OF PERSONS		2	4	6
+	EMBARKATION LADDER	1	1		2
+	LIFEBODY WITH LIGHT & SMOKE SIGNAL			2	2
+	LIFEBODY WITH 30m BUOYANT LINE	5	1		6
+	LIFEBODY WITH LIGHT		2		2
+	ADULT LIFEJACKET	23	121	3	147
+	HAND HELD VHF RADIO, 2 OFF		3		3
+	S.A.R.T		1		1
+	E.P.I.R.B ALAT BERUP RADIO		1		1
+	HAND HELD SIGNAL LAMP		1		1
+	HAND FLARE		5		5
+	ROCKET PARACHUTE FLARE		12		12
+	ORANGE SMOKE SIGNAL		3		3
+	LINE THROWER		3		3
+	RESCUE BOAT		1		1
+	SCRAMBLE NET		2		2
+	MUSTER LIST	1	1	1	3
+	EMERGENCY ESCAPE BREATHING DEVICE (EEBD)		2	1	3
+	EYE WASH STATION		1		1
+	GANGWAY LADDER		1		1
+	MUSTER STATION		1	1	2
+	LIFE RAFT RELEASE HANDLE		2		2

LIST OF FIRE FIGHTING APPLIANCES

SYM	DESCRIPTION	DECK PLAN			TOTAL
		LOWER DECK	MAIN DECK	BRIDGE DECK	
+	INTERNATIONAL FIRE PLAN	1	2	1	4
+	MANUAL CALL POINT		5	2	7
+	20m LENGTH OF LAY FLAT FIRE HOSE		3		3
+	BREATHING APPARATUS (08 SPARE CYLINDERS IN PAX AREA)		2		2
+	8 KG. D.C.P. FIRE EXTINGUISHER		6	2	8
+	2 KG. D.C.P. FIRE EXTINGUISHER			1	1
+	FIREMAN'S OUTFIT		2		2

LIST OF FIRE FIGHTING APPLIANCES

SYM	DESCRIPTION	DECK PLAN			TOTAL
		LOWER DECK	MAIN DECK	BRIDGE DECK	
+	MAIN FIRE PUMP	1			1
+	EMERGENCY FIRE PUMP /MAIN BILGE PUMP		1		1
+	MAIN BILGE PUMP		1		1
+	FIRE ALARM BELL	1	2		3
+	EMCY OFF E/RM GENSETS & GALLEY VENT FANS		1		1
+	CLOSING DEVICE FOR VENTILATION INLET OR OUTLET ACCOMMODATION AND SERVICE SPACES		2	2	4
+	CLOSING DEVICE FOR VENTILATION INLET OR OUTLET MACHINERY SPACES		10		10
+	VENTILATION CONTROL PANEL			1	1
+	SMOKE DETECTOR	12	2	1	15
+	HEAT SENSOR		5		5
+	FIRE MAN WITH VALVES		3		3
+	INTERNATIONAL SHORE CONNECTION		1		1
+	HINGED DOOR SELF CLOSING		1		1
+	FIRE STATION		3		3
+	FIRE ALARM PANEL			1	1
+	5.0KG CARBON DIOXIDE FIRE EXTINGUISHER		3	1	4
+	4.5KG DRY CHEMICAL POWDER EXTINGUISHER		1		1
+	FIXED FIRE EXTINGUISHING SYSTEM, CO2 3 BOTTLES		1		1
+	SPACE PROTECTED BY CO2		7		7
+	CO2 RED FLASHING LIGHT & HORN		2		2
+	CO2 FIXED FIRE EXTINGUISHING RELEASE POINT		1	1	2
+	SPACE PROTECTED BY FIRE ALARM		2	1	3
+	EMERGENCY SHUT-OFF VALVE		3		3
+	FIRE AXE		2		2
+	COMPARTMENT NUMBER		6	1	7
+	REMOTE CONTROL FOR MAIN FIRE PUMPS			1	1
+	PUSH BOTTON SWITCH FOR GENERAL ALARM			1	1
+	FIRE BLANKET		3		3
+	45 LITRES FOMM FIRE EXTINGUISHER		1		1
+	5 KG DRY CHEMICAL POWDER		1		1

NOTE:

- THIS DRAWING HAS BEEN PREPARED BASED ON THE EXISTING DRAWING'S368_H110_900_R6Y_FIRE,SAFETY & SAFETY PLAN
- FIRE MONITOR,LIFE BOY,RESCUE BOAT AND LIFE JACKETS HAVE BEEN UPDATED IN THIS DRAWING

REFERENCE DWG.

01 S368_H110_900_R6Y_FIRE CONTROL SAFETY PLAN

PRINCIPAL PARTICULARS

LENGTH (O.A.) : 40.250 m
 BREADTH (MLD.) : 7.500 m
 DRAUGHT : 1.524 m
 DEPTH : 3.210 m
 TOTAL PAX : 112
 DECK PERMISSIBLE LOAD : 2.0MT/m LOADING

51298	A	27.05.19	INITIAL ISSUE	-	DD
L/D	REV	DATE	DESCRIPTION	REVISED BY	APPROVED



ARIES MARINE & ENGG. SERVICES

PO. BOX - 24496, TOWER 400
 20th FLOOR, MINA ROAD, SHARJAH, U.A.E
 Tel: +971(0)6 550 3300, Fax: +971(0)6 550 3100
 Website: www.ariesmar.com, Email: design@ariesgroup.ae

This drawing, design concept, and specifications are the property of ARIES MARINE & ENGG. SERVICES and are furnished on a confidential basis with an expressed understanding that they will not be copied in any manner, used for manufacture, sold, transferred, nor used to the detriment of said firm without written permission. The recipient further agrees not to disclose these contents hereof to any other parties except for those specific purposes for which this drawing was issued.

TITLE:

FIRE CONTROL & SAFETY PLAN (AS BUILT)

VESSEL NAME : DTA 9	DATE : 27.05.19	DWG. No : DN11403/2001
DRAWN BY : SKV	JOB No : DN11403	SHEET : 01 OF 01
CHECKED BY : SSS	SCALE : 1:125	REV : A SIZE A2

FILENAME: DN11403_2001_FIRE CONTROL & SAFETY PLAN (REV. A)