



UTILITY VESSEL

DTA-7



General Information

Owner	DTA Maritime L.L.C.
Designer	Gulf Craft Inc. USA
GRT / NRT	154/46
Year Built	1981
Builder	Gulf Craft Inc. USA
Official Number	8041
Call Sign	A6E2339
IMO No.	8981200

Performance

Max Cruising Speed	12 Knots
Cruising speed	10 Knots
Fuel Consumption	0.153MT/Hr.
Cruising Gen-Set	0.170MT/Day

Main Characteristics

L.O.A.	30.97M
Beam Molded	7.62M
Max Loaded Draft	1.71M
Loaded Displacement	220MT
Lightship	68MT

Classification

Plying Limit	Near Coastal
Class	DNV GL
Notation	1A Offshore Service Vessel
Port of Registry	Dubai
Flag	UAE
Horse Power	3 x 525BHP

Navigation & Communication Equipment

Gyro Compass	Fitted
GPS	Fitted
Radar	Fitted
Echo sounder	Fitted
Marine VHF	Fitted
Marine SSB	N/A
Auto pilot	N/A
Directional Finder	N/A
Speed Log	N/A
Chart Plotter	Fitted
Area of Operations	A1 & A2

Accommodation

Cabins / Berths	4/7
Officers	3
Crew	4
Passenger Seats	24



UTILITY VESSEL

DTA-7



Capacity

Fuel Oil	21MT
Fresh Water	25MT
Clear Deck Space	95.2M ²
Deck Cargo	40MT
Deck Strength	1.5 MT/M ²

Auxiliaries

2 x Detroit Diesel 3-71 – 30KW

Pumps

Main Bilge & Fire Pump	X-TRA XLP 200, Q MAX 18M ³ /Hr. at 20M head
Back Up Bilge & Fire Pump	DAVEY Q MAX 18M ³ /Hr. at 20M head
Emergency Fire Pump	YANMAR BX20CR 21M ³ /Hr.

Propulsion & Machinery

Main Engines	4 x Detroit Diesel V1271 Series
Propulsion	4 x Fixed Pitch Propellers
Bow Thruster	N/A

Fire Fighting Safety Equipment

Fire Hydrant Station	As per classification's requirement
Fire Extinguisher	Portable type at appropriate locations
Fixed system	N/A
Fire Monitor	N/A

Life Saving Appliances

As per SOLAS 74/78, Port of Registry and classification's requirement.

Other Equipment

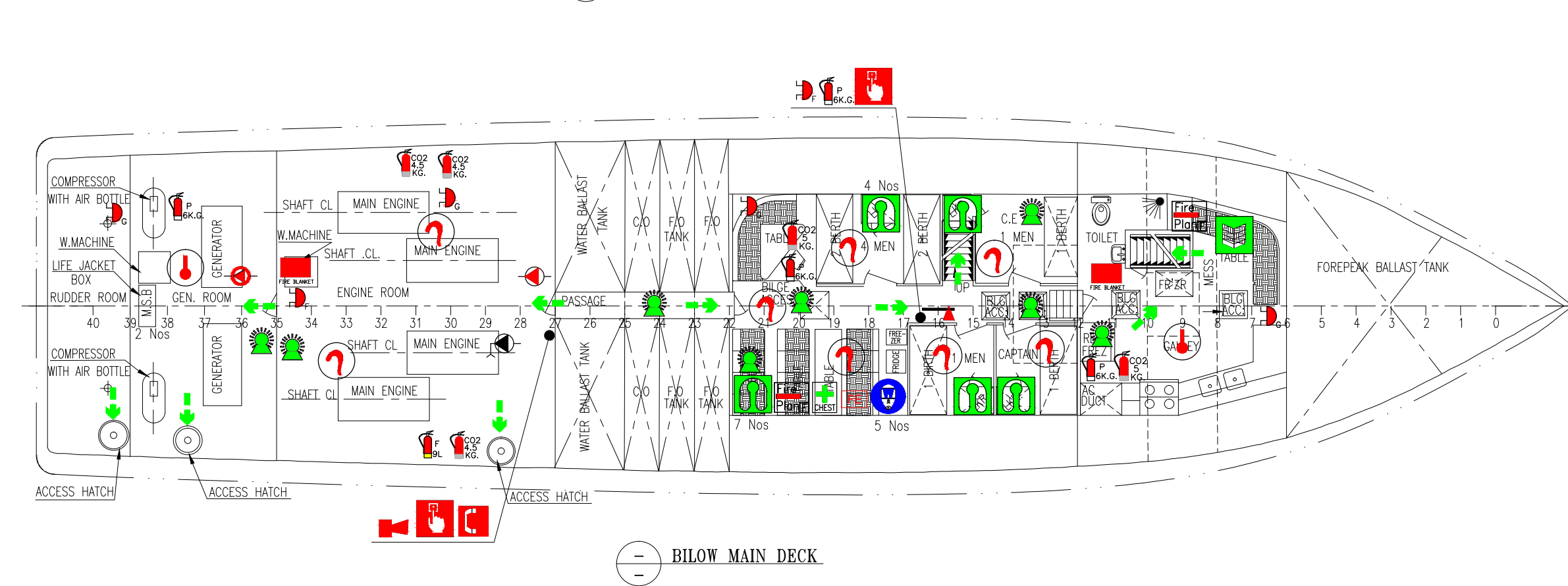
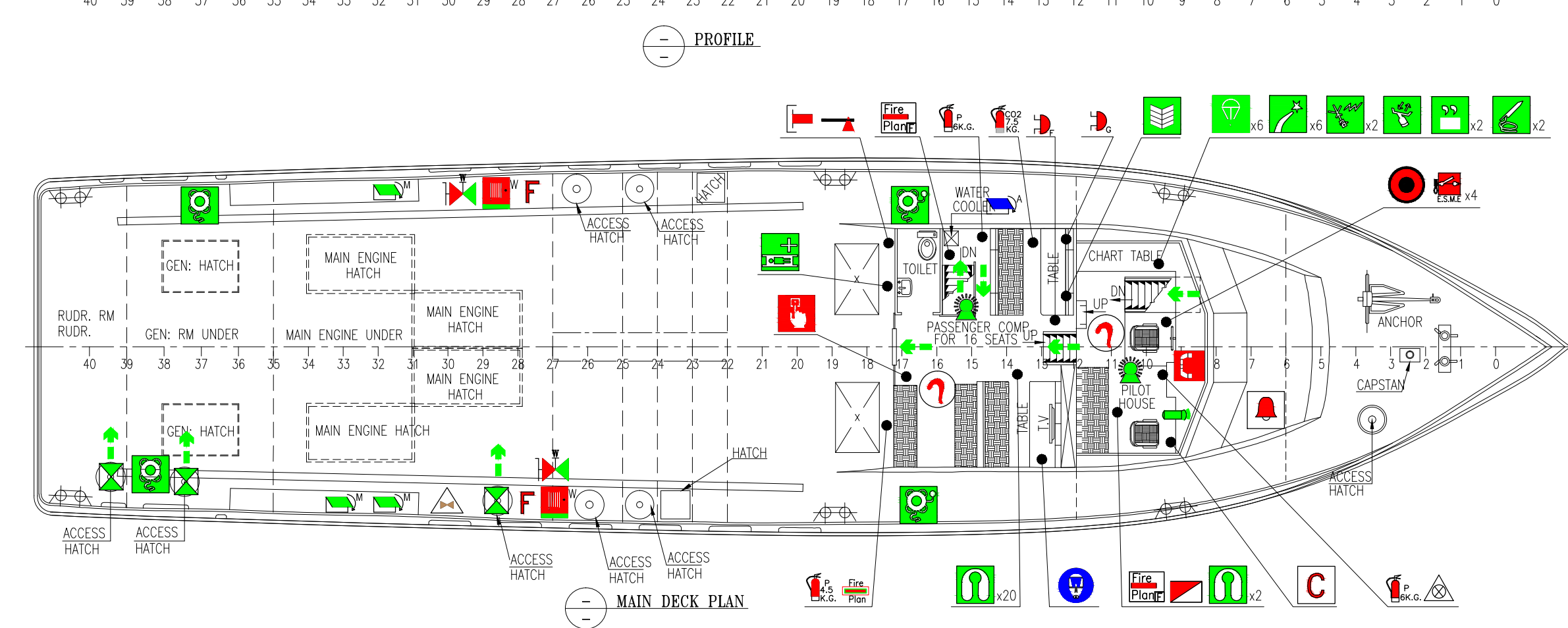
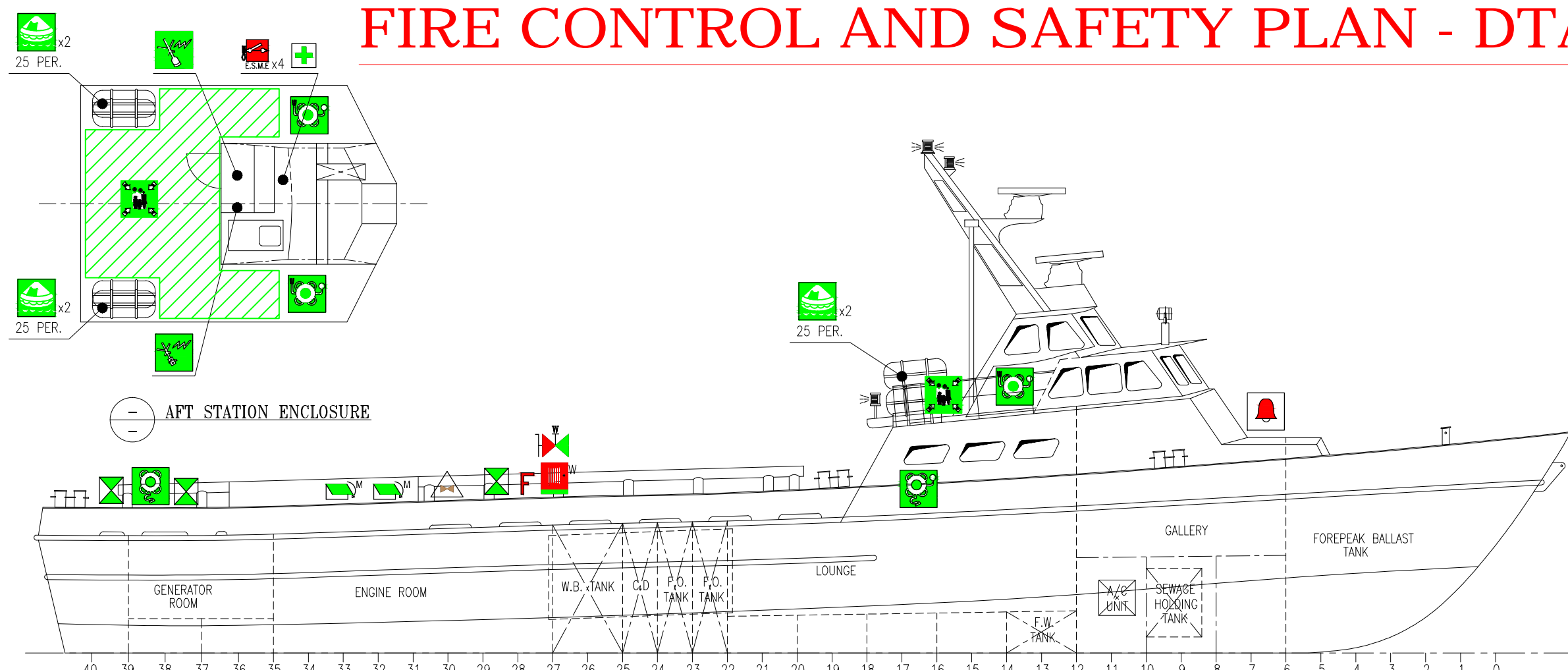
Life Raft	4 x CMS 25 men inflatable life raft c/w automatic hydrostatic release
-----------	--------------------------------------------------------------------------

Design Characteristics

Designed and built for the purpose of standby and transportation of personnel / materials.

Specifications are subject to change without guarantee

FIRE CONTROL AND SAFETY PLAN - DTA 7



LIST OF LIFE SAVING APPLIANCES

SYM	DESCRIPTION	BELOW DK.	MAIN DK.	PILOT HOUSE	AFT STATION	TOTAL
🚤	25-PERSONS INFLATABLE LIFERAFT				4	4
🚤	LIFEBUOY WITH SELF-IGNING LIGHT & SMOKE SIGNAL(WITH QUICK RELEASE FROM BRIDGE DECK)				2	2
🚤	LIFEBUOY WITH SELF IGNITING LIGHT & LIFE LINE		2			2
🚤	LIFEBUOY WITH BUOYANT LIFE LINE		2			2
📡	EMERGENCY POSITION INDICATOR RADIO BEACON (E.P.I.R.B.)				1	1
🚩	SET OF ROCKET PARACHUTE DISTRESS HAND FLARES			6		6
📡	SET OF SURVIVAL CRAFT DISTRESS SIGNALS			6		6
🚪	ESCAPE HATCH		3			3
🏠	FIRST AID BOX				1	1
🧥	LIFE JACKETS DISTRIBUTED		14	20	2	36
📞	TWO WAY V.H.F. RADIO TELEPHONE			2	1	3
🛏	MUSTER LIST		1			1
🛏	STRETCHER (ONE PARAGUARD TYPE STRETCHER)		1			1
📡	ALDIS SIGNALING LAMP		1			1
🏠	FIRST AID BOX		1			1
📡	SEARCH & RESCUE RADAR TRANSPONDER (SART)			1		1
💡	EMERGENCY LIGHTS		1	1		2
📡	ORANGE SMOKE SIGNAL			2		2
📡	LINE THROWING APPLIANCE			2		2
🏠	MUSTER STATION				1	1
➡	EMERGENCY ESCAPE ROUTE				AS SHOWN	

LIST OF FIRE FITTING APPLIANCES

SYM	DESCRIPTION	BELOW DK.	MAIN DK.	PILOT HOUSE	AFT STATION	TOTAL
🚰	GENERAL SERVICE/ FIRE PUMP (CAP.150/450 ltr/min @ 18/5 m)	1				1
🚰	BILGE PUMP (CAP.150/450 ltr/min @ 18/5 m)	1				1
🚰	EMERGENCY BILGE PUMP/ FIRE PUMP (CAP.150/450 ltr/min @ 18/5 m)	1				1
🚪	FIRE PLAN FRAMED AND BULKHEAD MOUNTED	2	1	1		4
🚪	FIRE PLAN IN WATERTIGHT TUBE		1			1
🔪	FIREMAN'S AXE	1	1			2
🎛	CONTROL STATION			1		1
🚰	FIRE STATION COMPLETE WITH FIRE HYDRANT, HOSE AND SPRAY/JET NOZZLE		2			2
🧣	LOCKER WITH FIREMAN'S OUTFIT	1				1
🧯	FIRE BLANKET-NON ASBESTOS TYPE	2				2
🧯	4.5 KG PORTABLE POWER FIRE EXTINGUISHER		1			1
🧯	6 KG PORTABLE POWER FIRE EXTINGUISHER	4	1	1		6
🧯	9 LTR. FOAM FIRE EXTINGUISHER	1				1
🧯	4.5 KG. CO2 FIRE EXTINGUISHER	3				3
🧯	5 KG. CO2 FIRE EXTINGUISHER	2				2
🧯	7.5 KG. CO2 FIRE EXTINGUISHER		1			1
🔔	PUSH BUTTON/SWITCH FOR GENERAL ALARM			1		1
🛑	EMERGENCY STOP FOR VENTILATION FANS			1		1
🚪	MANUALLY OPERATED FIRE ALARM CALL POINT	2	1			3
🚪	EMERGENCY STOPS FOR MAIN ENGINES			4	4	8
🚪	EXTERIOR VENTILATION CLOSING APPLIANCE		3			3
🚪	GALLEY VENTILATION CLOSING APPLIANCE		1			1
🔔	GENERAL ALARM	4	1			5
🔔	FIRE ALARM	2	1			3
🔥	HEAT DETECTOR	2				2
🔥	SMOKE DETECTOR	7	1	1		9
📞	EMERGENCY TELEPHONE	1	1			2
🧑	SELF CONTAINED TYPE BREATHING APPARATUS	5	1			6
🚪	EMERGENCY REMOTE CLOSING POSITION FOR FUEL OIL VALVES		1			1
🚪	FIRE ALARM PANEL			1		1
🚰	FIRE HYDRANT		2			2
🚰	FIRE HOSE & NOZZLE		2			2
🔔	SHIP'S BELL		1			1
🔌	INTERNATIONAL SHORE CONNECTION		1			1
🔔	FIRE HORN		1			1

NOTE

- FIREMAN OUTFIT CONSISTS : AS PER FSS CODE, CHAPTER 3.2.1
 - PROTECTIVE CLOTHING
 - BOOTS AND GLOVES MADE OF RUBBER
 - RIGID HELMET
 - ELECTRIC SAFETY LAMP
 - FIRE AXE
 - FIREPROOF LIFELINE
 - SELF CONTAINED BREATHING APPARATUS
 - OXYGEN BOTTLES
 - ONE SAFETY LAMP
 - ONE BREATHING APPARATUS COMPLETE WITH TWO SPARE

MUSTER AREA CALCULATION

REQUIRED MUSTER STATION AREA = 0.35X NUMBER OF COMPLEMENT
 = 0.35X 35
 = 12.25 SQ.M
 AVAILABLE MUSTER STATION AREA = 12.36 SQ.M

REFERENCE DWG.
 01. H/7150/105_FIRE & SAFETY PLAN
 02. AUH/CSSC/001/2018_VESSEL PARTICULARS-DTA 7

PRINCIPAL PARTICULARS

LENGTH (O.A.) : 30.970 m
 BREADTH : 7.620 m
 DEPTH : 2.900 m
 COMPLEMENT : 30 PAX+
 05 CREW

DTA 7

36028	A	26.06.18	INITIAL ISSUE	-	DD
UID	REV	DATE	DESCRIPTION	REVISED BY	APPROVED

REVISIONS

ARIES MARINE & ENGG. SERVICES
 PO. BOX - 24496, TOWER 400
 20th FLOOR, MINA ROAD, SHARJAH, U.A.E
 Tel: +971(0)6 550 3300, Fax: +971(0)6 550 3100
 Website: www.ariesmar.com, Email: design@ariesgroup.ae

This drawing, design concept, and specifications are the property of ARIES MARINE & ENGG. SERVICES and are furnished on a confidential basis with an expressed understanding that they will not be copied in any manner, used for manufacture, sold, transferred, nor used to the detriment of said firm without written permission. The recipient further agrees not to disclose these contents hereof to any other parties except for those specific purposes for which this drawing was issued.

TITLE: **FIRE CONTROL AND SAFETY PLAN (AS BUILT)**

VESEL NAME : DTA 7	DATE : 26.06.18	DWG. No : DN10890/2001
DRAWN BY : AKL	JOB No : DN10890	SHEET : 01 OF 01
CHECKED BY : NN	SCALE : 1:100	REV : A SIZE A2